

THE FIVE POINT PLAN

LAMENESS CONTROL

FOR MY FARM



On Farm Planner



LAMENESS
REDUCTION
**5 POINT
PLAN**

Developed in association with



The Lameness Problem

Lameness affects around three million sheep at any one time, representing a serious animal welfare concern and considerable financial losses for farmers.

Sheep lameness causes visible pain, reduces performance and costs the sheep industry millions of pounds in terms of labour, treatments and premature culling.

The Five Point Plan

The Five Point Plan was developed and extensively tested by Ruth Clements and the team at FAI Farms in Oxford. It is the agreed national strategy for achieving the Farm Animal Welfare Council (FAWC) target of reducing sheep lameness to less than 5% by 2016 and less than 2% by 2021.

Sheep lameness is managed most successfully by a combination of preventative and therapeutic approaches, and the **Lameness Reduction Five Point Plan** incorporates both.

The five points of the plan can be split into three objectives: Cull to build resilience, Treat, Quarantine and Avoid to reduce the disease challenge and Vaccinate to establish immunity.



About this Planner

This planner is designed to help you reduce sheep lameness on your farm.

By answering the questions in conjunction with your veterinary surgeon and/or animal health advisor you will quickly review each of the key areas of the Five Point Plan.

Use the results to discuss where you can take action and then develop a plan specific to your flock.

Questionnaire

Flock Size:

Current Lameness Percentage:

Cost (based on estimated cost of lameness as £8.38 per ewe[#]):

Answer each of the questions in the following five sections. Score yourself one point for each question you answer YES.

[#] Ruth Clements FAI Lameness Reduction Trials 2009/10.

Scores are a guide to help identify key areas to focus on to when reducing lameness, and no weighting has been applied to individual actions.

Cull

Action	Score
Do you mark, spray or tag lame sheep so they can be identified later?	
Do you monitor lame ewes who have recovered for future lameness?	
Do you cull if a sheep presents as lame twice despite appropriate treatment?	
Do you cull out sheep with chronic misshapen feet?	
Are you comfortable committing to a strict culling policy in year 1 of implementing the plan?	

Total Score

Treat

Action	Score
Do you catch and examine lame sheep within 3 days of first observing them?	
Do you mark treated sheep according to affected leg, and record ID?	
Have you had the cause(s) of lameness formally diagnosed by a vet?	
Have you stopped aggressive hoof trimming as a general form of treatment for lameness?*	
Do you use an appropriate (prescribed by your vet) antibiotic spray and/or injection within 2 -3 days of diagnosing infectious causes of lameness?	

Total Score

Quarantine

Action	Score
Do you quarantine all replacements for 4 weeks?	
Do you footbath all replacements correctly?***	
Do you vaccinate all incoming stock for footrot?	
Do you turn and inspect all incoming stock and replace any with misshapen feet?	
Is all new stock bought from a known source with a low level of lameness or who are implementing the 5 point plan?	

Total Score

Questionnaire (continued)

Avoid

Action	Score
Do you use clean concrete in handling areas and lime/gravel/woodchip around high-traffic areas?	
Do you use a clean and dry handling system?	
Do you footbath according to manufacturer's guidelines?***	
Do you move mineral buckets or troughs regularly?	
Do you ensure all housing and pens are clean before and during lambing?	

Total Score

Vaccinate

Specific vaccination protocols should be tailored to each individual flock. Please ask for detailed advice from your veterinary surgeon.

Action	Score
Is your footrot vaccination programme tailored to your flock?	
Do you vaccinate ALL your ewes and rams including replacements?	
Have you identified the high risk risk periods for footrot on your farm and vaccinate well in advance at an appropriate time?	
Do you vaccinate according to manufacturer's recommendations?***	
Do you store your vaccine according to manufacturer's guidelines?***	

Total Score

Injectable products containing 1% moxidectin carry a contra-indication that they should not be used in animals that have any history of previous vaccination against footrot. Contact the relevant moxidectin 1% injection manufacturer if further information is required.



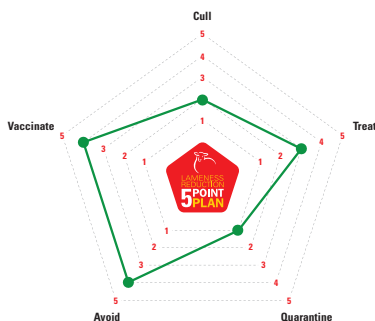
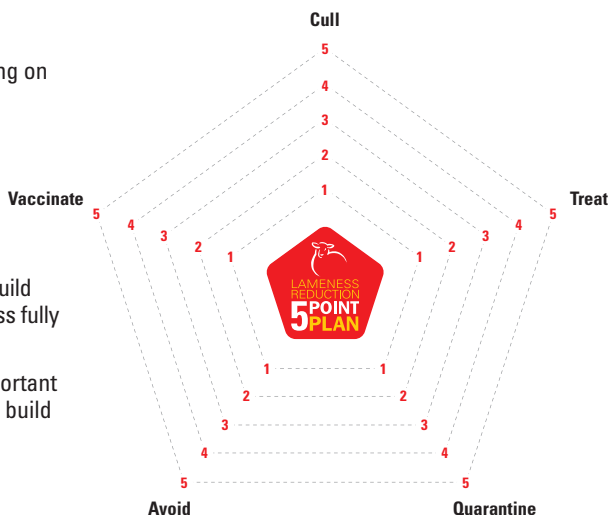
Outcome

Circle your total under each heading on the pentagon.

Higher scores show that you are doing well in those areas of the Five Point Plan. Lower scores highlight the areas which you should focus on.

By covering all five points you will build your margin of safety to get lameness fully under control.

To find out more about why it's important to cover all 5 areas of the plan and build your margin of safety, please visit www.thesheepsite.com



In this example (left) the outcome diagram highlights that the farmer is doing well with Avoid and Vaccinate, and should now focus on Cull, Treat and Quarantine to get lameness under control.

* Current Advice on Hoof Trimming

- Aggressive foot trimming is no longer recommended in the treatment of most causes of lameness, and can actually make the problem worse.

** Footbathing

- Allow the sheep to stand on concrete for at least 20 minutes afterwards.
- Clean the feet before they enter the footbath.
- Use appropriate products (seek veterinary advice).
- Give your sheep adequate time in the footbath.

*** Vaccination Technique and Storage

- Take time to vaccinate each individual sheep correctly.
- Use the correct vaccinator gun for the product you're injecting.
- Sterimatic injection systems are recommended to help disinfect the needle between sheep.
- Ensure you use the correct dose and route (see pack insert/datasheet).
- Use vaccine on day of opening.
- Store in a working fridge (2-8°C).

Sheep lameness calendar



Better Returns Programme

Build Resilience	Cull	Lame ewes spread disease, so an aggressive culling policy is critical in the first year of controlling lameness. Target any ewes with misshapen or chronically diseased feet, as these ewes and rams will act as a source of infection for the rest of the flock. Cull any 'repeat offenders'.											
Reduce Disease Challenge	Avoid	Be aware that the bacteria spread from foot to foot via the ground, particularly in warm damp areas. The spread of infection between individual sheep can be reduced by using hydrated lime around handling and high-traffic areas at pasture. Reduce the accumulation of infection around mineral buckets or troughs by moving them regularly and think carefully about where and how sheep are handled. Try to improve underfoot conditions wherever possible.											
	Treat	Disease spreads quickly so treat even mildly lame sheep as soon as possible. Rapid treatment helps stop the cycle of infection. 1. Catch - Within three days of becoming lame – the sooner the better. 3. Diagnose – Identify correct cause. Seek vet advice if unsure. 5. Mark – Affected limb and record tag number.											
Establish Immunity	Quarantine	Bought-in replacement ewes and rams present a risk of introducing different strains of footrot bacteria or contagious ovine digital dermatitis (CODD) into the flock. Work with the vet to write a quarantine procedure which is achievable. Inspect all new stock for signs of foot lesions, as these can be visible before sheep become lame. Consider footbathing on arrival and treat clinical cases quickly and thoroughly. Keep newcomers segregated for a minimum of 28 days and treat any problems that arise before they join the rest of the flock. Stock returning from a show or keep can also be a risk to the rest of the flock.											
	Vaccinate	There is a licensed vaccine available that can be used to treat and prevent footrot. The best results are achieved with a biannual whole-flock vaccination programme (including rams). Discuss a vaccination programme with the vet. Common times to administer these are at housing and after shearing.											

Action/ Month	Jan	Feb	Mar	Apr	May	June	July	Aug	Sept	Oct	Nov	Dec
Cull							Cull ewes with misshapen or chronically diseased feet. Cull any 'repeat offenders' after two cases in one season.					
Quarantine							Quarantine incoming stock for a minimum of 28 days. Inspect all sheep. Treat even mild cases and footbath. If the flock is vaccinated, treat all incoming stock.					
Treat						Consider footbathing lambs to control scald.				Catch all lame ewes within three days. Treat and mark		
Avoid					Ensure handling systems are as clean as possible before every use.		Use hydrated lime, gravel or woodchip around handling and high-traffic areas to reduce the accumulation of infection. Move mineral buckets and troughs regularly.					
Vaccinate	Carry out winter vaccination with a footrot vaccine. Coincide this with winter housing or pregnancy scanning.			Carry out summer vaccination with a footrot vaccine around shearing time.							Carry out winter vaccination with a footrot vaccine. Coincide with winter housing or pregnancy scanning.	

Please note this is a guide, consult your vet for specific advice about when to vaccinate on your farm. Footrot vaccines can cause lumps, read the datasheet and do not vaccinate before shearing.

Stamp Out Lameness Plan for Your Farm


Plan how you will reduce your lameness this year.

ON FARM ACTIONS	WHEN
Cull	
Treat	
Quarantine	
Avoid	
Vaccinate	

Build in a Margin of Safety

By committing to the Five Point Plan you can build in a margin of safety to ensure your flock is less likely to succumb to lameness in times of stress. The aim is to build resilience and immunity to such a level that the flock can easily withstand the usual seasonal infection challenge peaks.

Farm with Average Lameness
No margin of safety
- ongoing disease



Farm using 5 Point Plan
Margin of safety
- disease controlled



Farm Details

Date:

Farm Name:

Prepared by (Vet/Animal Health Advisor):

Follow Up Date:

Start Lameness Percentage:

End of Year 1 Lameness Percentage:

End of Year 2 Lameness Percentage:

End of Year 3 Lameness Percentage:

Stamp:

From MSD Animal Health, the makers of Footvax®.

Use medicines responsibly. For more information visit www.noah.uk/responsible

Footvax contains ten strains of inactivated *Dichelobacter nodosus* with an oil adjuvant. Legal category: [POM-VPS](#) For further detailed information regarding side effects, precautions, warnings and contra-indications please refer to the datasheet located at www.noahcompendium.co.uk
Copyright © 2015 Intervet International B.V. All rights reserved. Available from your animal health supplier and veterinary surgeon from whom advice should be sought. ® Registered trademark. Further information is available from: MSD Animal Health, Walton Manor, Walton, Milton ynes MK7 7AJ
Tel: 01908 685 685 • vet-support.uk@merck.com • www.msd-animal-health.co.uk